



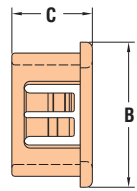
- Same design as Heyco Snap Bushings but **designed for metric sized mounting holes.**
- Convert raw-edged holes to smooth, neat insulated holes.
- Locking fingers snap into holes with fingertip pressure.
- Withstand a push back force of 35 pounds.
- Lock firmly into panel up to 2,5 mm (.098”) thick.
- Multiple sizes for use in 16,0 mm (.630”) to 32,0 mm (1.260”) diameter holes. For other metric sizes, consult Heyco.
- For our complete range of Snap Bushings, see pages 6-3 thru 6-8.

## Heyco® Metric Snap Bushings

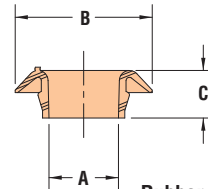
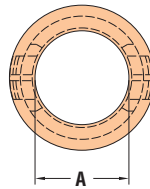
Multiple Locking Steps for Panel Thickness up to 2,5 mm (.098”)  
Mounting Hole Diameter Range: 16,0 mm (.630”) to 34,2 mm (1.347”)

MOUNTING HOLE DIAMETER		PART NO.	DESCRIPTION	PART DIMENSIONS					
mm.	in.			Black	A Inside Diameter		B Head Diameter		C Overall Height
				mm.	in.	mm.	in.	mm.	in.
13,0	.512	<b>2150</b>	MSB 13-10	10,0	.39	13,7	.54		
16,0	.630	<b>2142</b>	MSB 16-12	12,0	.47	18,5	.73	10,3	.41
20,0	.787	<b>2144</b>	MSB 20-16	16,0	.63	22,6	.89		
22,0	.866	<b>2168</b>	MSB 22-18	18,2	.71	24,1	.95		
25,0	.984	<b>2146</b>	MSB 25-19	19,0	.75	27,8	1.09		
28,0	1.102	<b>2188</b>	MSB 28-24	24,0	.95	31,3	1.24	11,5	.45
32,0	1.260	<b>2148</b>	MSB 32-26	26,0	1.02	34,9	1.38		
34,2	1.347	<b>2190</b>	MSB 34-26	26,2	1.03	36,8	1.45		

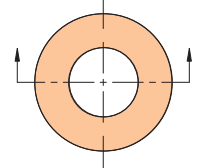
Standard color black. Consult Heyco for white and other colors.



Metric Snap Bushing



Rubber Grommets



- **Convert raw-edged holes to smooth, neat, insulated holes.**
- Retaining bead snaps securely into place.
- Insulate and mechanically protect cable, tubing, hose, rope, rods, and shafts.
- UL approved for applications up to 122° F (50°C).
- Six diameters fit panel thickness from .03” (0,8 mm) to .08” (2,0 mm).
- For Heyco UL Recognized Thermoplastic Rubber Grommets, see page 6-5.

## Heyco® UL Listed Thermoplastic Rubber Grommets

For Panel Thickness from .03” (0,8 mm) to .08” (2,0 mm)  
Mounting Hole Diameter Range: .500” (12,7 mm) to 1.250” (31,8 mm)

MOUNTING HOLE DIAMETER		PART NO.	DESCRIPTION	PART DIMENSIONS					
in.	mm.			Black	A Inside Diameter		B Head Diameter		C Overall Height
				in.	mm.	in.	mm.	in.	mm.
.500	12,7	<b>G1505</b>	TG 500	.41	10,4	.81	20,6	.28	7,1
.625	15,9	<b>G1506</b>	TG 625	.52	13,2	.93	23,6	.31	7,9
.750	19,1	<b>G1507</b>	TG 750	.65	16,5	1.06	26,9		
.875	22,2	<b>G1508</b>	TG 875	.77	19,6	1.19	30,2		
1.000	25,4	<b>G1509</b>	TG 1000	.89	22,6	1.32	33,5	.35	8,9
1.250	31,8	<b>G1510</b>	TG 1250	1.12	28,4	1.60	40,6		

Molded from Thermoplastic Rubber.

Material	<b>MSB</b>	6/6 Nylon
Certifications		Recognized under the Component Program of Underwriters' Laboratories File E15331 Certified by the Canadian Standards Association File 8919
Flammability Rating		94V-2
Temperature Range		-4°F (-18°C) to 221°F (105°C)
Material	<b>TG</b>	Flex Temp (Thermoplastic Rubber)
Certifications		Listed under Underwriters' Laboratories File E103541
Temperature Range		32°F (0°C) to 122°F (50°C)

Quick Specs